

ILLINOIS STATE BOARD OF EDUCATION
School Business Services Division

Accounting Basis:

Cash
 Accrual

SCHOOL DISTRICT BUDGET FORM *
July 1, 2015 - June 30, 2016

Balanced budget, no deficit reduction plan is required.

Date of Amended Budget: 06/28/16
(MM/DD/YY)

District Name: STREATOR TWP. HIGH SCHOOL DIST. #40
District RCDT No: 35-050040017

If your FY15 AFR states that you need to do a deficit reduction plan and your FY16 budget is balanced please state the measures you took to have your budget become balanced. (Bckgrnd-Assumpt 25-26)

Budget of STREATOR TWP. HIGH SCHOOL DIST. #40, County of LASALLE,
State of Illinois, for the Fiscal Year beginning July 1, 2015 and ending June 30, 2016.

WHEREAS the Board of Education of STREATOR TWP. HIGH SCHOOL DIST. #40
County of LASALLE, State of Illinois, caused to be prepared in tentative form a budget, and the Secretary of this Board has made the same conveniently available to public inspection for at least thirty days prior to final action thereon;

AND WHEREAS a public hearing was held as to such budget on the 28TH day of JUNE, 20 16, notice of said hearing was given at least thirty days prior thereto as required by law, and all other legal requirements have been complied with;






NOW, THEREFORE, Be it resolved by the Board of Education of said district as follows:
Section 1: That the fiscal year of this school district be and the same hereby is fixed and declared to be

beginning July 1, 2015 and ending June 30, 2016.

Section 2: That the following budget containing an estimate of amounts available in each Fund, separately, and expenditures from each be and the same is hereby adopted as the budget of this school district for said fiscal year.

ADOPTION OF BUDGET

The budget shall be approved and signed below by members of the School Board. Adopted this 28TH day of JUNE, 20 16 by a roll call vote of 7 Yeas, and 0 Nays, to wit:

MEMBERS VOTING YEA:	MEMBERS VOTING NAY:
	
	
	
	
	

* Based on the 23 Illinois Administrative Code-Part 100 and inconformity with Section 17-1 of the School Code.
(1) A certified copy of this document must be filed with the county clerk within 30 days of adoption as required by Section 18-50 of the Property Tax Code (35 ILCS 200/18-50).
(2) Districts are required to submit the adopted/amended budget electronically to ISBE within 30 days of adoption or by October 30, whichever comes first. Budgets are submitted to: <https://sec1.isbe.net/attachmgr/default.aspx> The electronic version does not require member signatures.

ILLINOIS STATE BOARD OF EDUCATION
School Business Services Division

Accounting Basis:

Cash
 Accrual

SCHOOL DISTRICT BUDGET FORM *
July 1, 2015 - June 30, 2016

Balanced budget, no deficit
reduction plan is required.

Date of Amended Budget: 06/28/16
(MM/DD/YY)

District Name: STREATOR TWP HIGH SCHOOL DIST. #40
District RCDT No: 35-050040017

If your FY15 AFR states that you need to do a deficit reduction plan and your FY16 budget is balanced please state the measures you took to have your budget become balanced. (Bckgrnd-Assumpt 25-26)

Budget of STREATOR TWP HIGH SCHOOL DIST. #40, County of LIVINGSTON,
State of Illinois, for the Fiscal Year beginning July 1, 2015 and ending June 30, 2016.

WHEREAS the Board of Education of STREATOR TWP HIGH SCHOOL DIST. #40,
County of LIVINGSTON, State of Illinois, caused to be prepared in tentative form a budget, and the Secretary
of this Board has made the same conveniently available to public inspection for at least thirty days prior to final action thereon;

AND WHEREAS a public hearing was held as to such budget on the 28TH day of JUNE, 20 16,
notice of said hearing was given at least thirty days prior thereto as required by law, and all other legal requirements have been complied with;

NOW, THEREFORE, Be it resolved by the Board of Education of said district as follows:





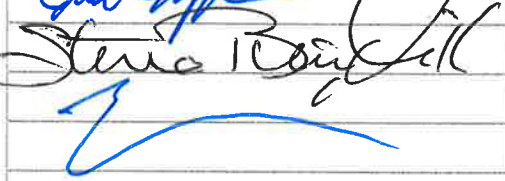
Section 1: That the fiscal year of this school district be and the same hereby is fixed and declared to be

beginning July 1, 2015 and ending June 30, 2016.

Section 2: That the following budget containing an estimate of amounts available in each Fund, separately, and expenditures from each
be and the same is hereby adopted as the budget of this school district for said fiscal year.

ADOPTION OF BUDGET

The budget shall be approved and signed below by members of the School Board. Adopted this 28TH
day of JUNE, 20 16 by a roll call vote of 7 Yeas, and 0 Nays, to wit:

MEMBERS VOTING YEA:	MEMBERS VOTING NAY:
	
	
	
	
	

* Based on the 23 Illinois Administrative Code-Part 100 and inconformity with Section 17-1 of the School Code.
(1) A certified copy of this document must be filed with the county clerk within 30 days of adoption as required
by Section 18-50 of the Property Tax Code (35 ILCS 200/18-50).
(2) Districts are required to submit the adopted/amended budget electronically to ISBE within 30 days of adoption or by October 30,
whichever comes first. Budgets are submitted to: <https://sec1.isbe.net/attachmgr/default.aspx> The electronic version does
not require member signatures.

	A	B	C	D	E	F	G	H	I	J	K	L
1	<i>Begin entering data on EstRev 5-10 and EstExp 11-17 tabs.</i>		(10)	(20)	(30)	(40)	(50)	(60)	(70)	(80)	(90)	
2	Description	Acct #	Educational	Operations & Maintenance	Debt Service	Transportation	Municipal Retirement/ Social Security	Capital Projects	Working Cash	Tort	Fire Prevention & Safety	
3	ESTIMATED BEGINNING FUND BALANCE July 1, 2015 ¹		2,323,217	466,024	267,597	203,780	117,397	511,367	954,985	4,988	191	
4	RECEIPTS/REVENUES											
5	LOCAL SOURCES	1000	3,649,683	1,042,452	785,074	233,191	322,453	58,039	100,805	476,903	96,772	
6	FLOW-THROUGH RECEIPTS/REVENUES FROM ONE DISTRICT TO ANOTHER DISTRICT	2000	0	0	0	0	0	0	0	0	0	
7	STATE SOURCES	3000	3,783,932	0	0	191,469	814	0	0	0	0	
8	FEDERAL SOURCES	4000	1,131,964	0	0	0	7,906	0	0	0	0	
9	Total Direct Receipts/Revenues ⁶		8,565,579	1,042,452	785,074	424,660	331,173	58,039	100,805	476,903	96,772	
10	Receipts/Revenues for "On Behalf" Payments ²	3998	1,963,995									
11	Total Receipts/Revenues		10,529,574	1,042,452	785,074	424,660	331,173	58,039	100,805	476,903	96,772	
12	DISBURSEMENTS/EXPENDITURES											
13	INSTRUCTION	1000	6,337,684				141,910					
14	SUPPORT SERVICES	2000	2,210,015	1,025,959		453,048	144,645	1,062,606		470,271	95,000	
15	COMMUNITY SERVICES	3000	0	0	0	0	0	0				
16	PAYMENTS TO OTHER DISTRICTS & GOVT UNITS	4000	58,348	0	0	0	0	3,626			0	
17	DEBT SERVICES	5000	0	0	876,570	0	0	0		0	0	
18	PROVISION FOR CONTINGENCIES	6000	0	0	0	0	0	0		0	0	
19	Total Direct Disbursements/Expenditures ⁹		8,606,047	1,025,959	876,570	453,048	286,555	1,066,232		470,271	95,000	
20	Disbursements/Expenditures for "On Behalf" Payments ²	4180	1,963,995	0	0	0	0	0		0	0	
21	Total Disbursements/Expenditures		10,570,042	1,025,959	876,570	453,048	286,555	1,066,232		470,271	95,000	
22	Excess of Direct Receipts/Revenues Over (Under) Direct Disbursements/Expenditures		(40,468)	16,493	(91,496)	(28,388)	44,618	(1,008,193)	100,805	6,632	1,772	
23	OTHER SOURCES/USES OF FUNDS											
24	OTHER SOURCES OF FUNDS (7000)											
25	PERMANENT TRANSFER FROM VARIOUS FUNDS											
26	Abolishment the Working Cash Fund ¹⁶	7110										
27	Abatement of the Working Cash Fund ¹⁶	7110						530,500				
28	Transfer of Working Cash Fund Interest	7120										
29	Transfer Among Funds	7130										
30	Transfer of Interest	7140										
31	Transfer from Capital Projects Fund to O&M Fund	7150		0								
32	Transfer of Excess Fire Prev & Safety Tax & Interest ³ Proceeds to O&M Fund	7160		0								
33	Transfer of Excess Accumulated Fire Prev & Safety Bond and Int Proceeds to Debt Service Fund ^{3a}	7170			0							
34	SALE OF BONDS (7200)											
35	Principal on Bonds Sold ⁴	7210										
36	Premium on Bonds Sold	7220										
37	Accrued Interest on Bonds Sold	7230										
38	Sale or Compensation for Fixed Assets ⁵	7300										
39	Transfer to Debt Service to Pay Principal on Capital Leases	7400			77,587							
40	Transfer to Debt Service Fund to Pay Interest on Capital Leases	7500			11,608							
41	Transfer to Debt Service Fund to Pay Principal on Revenue Bonds	7600			0							
42	Transfer to Debt Service Fund to Pay Interest on Revenue Bonds	7700			0							
43	Transfer to Capital Projects Fund	7800						0				
44	ISBE Loan Proceeds	7900										
45	Other Sources Not Classified Elsewhere	7990	48,750									
46	Total Other Sources of Funds ⁸		48,750	0	89,195	0	0	530,500	0	0	0	

	A	B	C	D	E	F	G	H	I	J	K	L
1	<i>Begin entering data on EstRev 5-10 and EstExp 11-17 tabs.</i>		(10)	(20)	(30)	(40)	(50)	(60)	(70)	(80)	(90)	
2	Description	Acct #	Educational	Operations & Maintenance	Debt Service	Transportation	Municipal Retirement/ Social Security	Capital Projects	Working Cash	Tort	Fire Prevention & Safety	
47	OTHER USES OF FUNDS (8000)											
49	TRANSFER TO VARIOUS OTHER FUNDS (8100)											
50	Abolishment or Abatement of the Working Cash Fund ¹⁶	8110							530,500			
51	Transfer of Working Cash Fund Interest	8120							0			
52	Transfer Among Funds	8130										
53	Transfer of Interest ⁶	8140										
54	Transfer from Capital Projects Fund to O&M Fund	8150										
	Transfer of Excess Fire Prev & Safety Tax & Interest ³	8160										
55	Proceeds to O&M Fund											
	Transfer of Excess Accumulated Fire Prev & Safety Bond ^{3a}	8170										
56	and Int Proceeds to Debt Service Fund											
57	Taxes Pledged to Pay Principal on Capital Leases	8410	59,830	17,757								
58	Grants/Reimbursements Pledged to Pay Principal on Capital Leases	8420										
59	Other Revenues Pledged to Pay Principal on Capital Leases	8430										
60	Fund Balance Transfers Pledged to Pay Principal on Capital Leases	8440										
61	Taxes Pledged to Pay Interest on Capital Leases	8510	7,341	4,267								
62	Grants/Reimbursements Pledged to Pay Interest on Capital Leases	8520										
63	Other Revenues Pledged to Pay Interest on Capital Leases	8530										
64	Fund Balance Transfers Pledged to Pay Interest on Capital Leases	8540										
65	Taxes Pledged to Pay Principal on Revenue Bonds	8610										
66	Grants/Reimbursements Pledged to Pay Principal on Revenue Bonds	8620										
67	Other Revenues Pledged to Pay Principal on Revenue Bonds	8630										
68	Fund Balance Transfers Pledged to Pay Principal on Revenue Bonds	8640										
69	Taxes Pledged to Pay Interest on Revenue Bonds	8710										
70	Grants/Reimbursements Pledged to Pay Interest on Revenue Bonds	8720										
71	Other Revenues Pledged to Pay Interest on Revenue Bonds	8730										
72	Fund Balance Transfers Pledged to Pay Interest on Revenue Bonds	8740										
73	Taxes Transferred to Pay for Capital Projects	8810										
74	Grants/Reimbursements Pledged to Pay for Capital Projects	8820										
75	Other Revenues Pledged to Pay for Capital Projects	8830										
76	Fund Balance Transfers Pledged to Pay for Capital Projects	8840										
77	Transfer to Debt Service Fund to Pay Principal on ISBE Loans	8910										
78	Other Uses Not Classified Elsewhere	8990										
79	Total Other Uses of Funds ⁹		67,171	22,024	0	0	0	0	530,500	0	0	
80	Total Other Sources/Uses of Fund		(18,421)	(22,024)	89,195	0	0	530,500	(530,500)	0	0	
81	ESTIMATED ENDING FUND BALANCE June 30, 2016		2,264,328	460,493	265,296	175,392	162,015	33,674	525,290	11,620	1,963	
82	SUMMARY OF EXPENDITURES (by Major Object)											
83												
84												
84	Description	Acct #	(10)	(20)	(30)	(40)	(50)	(60)	(70)	(80)	(90)	Total By Object
84			Educational	Operations & Maintenance	Debt Service	Transportation	Municipal Retirement/ Social Security	Capital Projects	Working Cash	Tort	Fire Prevention & Safety	
85	Object Name											
87	Salaries	100	6,018,581	367,250		15,640		0		211,746	0	6,613,217
88	Employee Benefits	200	1,048,577	69,000		158	286,555	0		3,600	0	1,407,890
89	Purchased Services	300	638,532	263,714	0	399,850		109,467		254,577	0	1,666,140
90	Supplies & Materials	400	187,829	275,400		37,400		0		0	0	500,629
91	Capital Outlay	500	25,265	48,808		0		953,139		0	95,000	1,122,212
92	Other Objects	600	667,953	0	876,570	0	0	3,626		348	0	1,548,497
93	Non-Capitalized Equipment	700	19,310	1,787		0		0		0	0	21,097
94	Termination Benefits	800	0	0		0		0		0	0	0
95	Total Expenditures		8,606,047	1,025,959	876,570	453,048	286,555	1,066,232		470,271	95,000	12,879,682

SUMMARY OF CASH TRANSACTIONS

1	A	B	C	D	E	F	G	H	I	J	K
2	Description	Acct #	(10) Educational	(20) Operations & Maintenance	(30) Debt Service	(40) Transportation	(50) Municipal Retirement/ Social Security	(60) Capital Projects	(70) Working Cash	(80) Tort	(90) Fire Prevention & Safety
3	BEGINNING CASH BALANCE ON HAND July 1, 2015 ⁷		2,323,217	466,024	267,597	203,780	117,397	511,367	954,985	4,988	191
4	Total Direct Receipts & Other Sources ⁸		8,614,329	1,042,452	874,269	424,660	331,173	588,539	100,805	476,903	96,772
5	OTHER RECEIPTS										
6	Interfund Loans Payable (Loans from Other Funds)	411									
7	Interfund Loans Receivable (Repayment of Loans)	141									
8	Notes and Warrants Payable	433									
9	Other Current Assets	199									
10	Total Other Receipts		0	0	0	0	0	0	0	0	0
11	Total Direct Receipts, Other Sources, & Other Receipts		8,614,329	1,042,452	874,269	424,660	331,173	588,539	100,805	476,903	96,772
12	Total Amount Available		10,937,546	1,508,476	1,141,866	628,440	448,570	1,099,906	1,055,790	481,891	96,963
13	Total Direct Disbursements & Other Uses ⁹		8,673,218	1,047,983	876,570	453,048	286,555	1,066,232	530,500	470,271	95,000
14	OTHER DISBURSEMENTS										
15	Interfund Loans Receivable (Loans to Other Funds) ¹⁰	141									
16	Interfund Loans Payable (Repayment of Loans)	411									
17	Notes and Warrants Payable	433									
18	Other Current Liabilities	499									
19	Total Other Disbursements		0	0	0	0	0	0	0	0	0
20	Total Direct Disbursements, Other Uses, & Other Disbursements		8,673,218	1,047,983	876,570	453,048	286,555	1,066,232	530,500	470,271	95,000
21	ENDING CASH BALANCE ON HAND June 30, 2016 ⁷		2,264,328	460,493	265,296	175,392	162,015	33,674	525,290	11,620	1,963

ESTIMATED RECEIPTS/REVENUES

	A	B	C	D	E	F	G	H	I	J	K
1			(10)	(20)	(30)	(40)	(50)	(60)	(70)	(80)	(90)
2	Description	Acct #	Educational	Operations & Maintenance	Debt Service	Transportation	Municipal Retirement/ Social Security	Capital Projects	Working Cash	Tort	Fire Prevention & Safety
3	RECEIPTS/REVENUES FROM LOCAL SOURCES										
4	AD VALOREM TAXES LEVIED BY LOCAL EDUCATION AGENCY										
5	Designated Purposes Levies ¹¹	-	3,125,853	482,375	782,874	231,540	118,394		96,474	472,591	96,474
6	Leasing Purposes Levy ¹²	1130	73,469	23,005							
7	Special Education Purposes Levy	1140	38,591								
8	FICA and Medicare Only Levies	1150					174,119				
9	Area Vocational Construction Purposes Levy	1160									
10	Summer School Purposes Levy	1170									
11	Other Tax Levies (Describe & Itemize)	1190									
12	Total Ad Valorem Taxes Levied by District		3,237,913	505,380	782,874	231,540	292,513	0	96,474	472,591	96,474
13	PAYMENTS IN LIEU OF TAXES										
14	Mobile Home Privilege Tax	1210									
15	Payments from Local Housing Authority	1220									
16	Corporate Personal Property Replacement Taxes ¹³	1230	19,134	470,000			29,000				
17	Other Payments in Lieu of Taxes (Describe & Itemize)	1290	85,421					57,549			
18	Total Payments in Lieu of Taxes		104,555	470,000	0	0	29,000	57,549	0	0	0
19	TUITION										
20	Regular Tuition from Pupils or Parents (In State)	1311									
21	Regular Tuition from Other Districts (In State)	1312									
22	Regular Tuition from Other Sources (In State)	1313									
23	Regular Tuition from Other Sources (Out of State)	1314									
24	Summer School Tuition from Pupils or Parents (In State)	1321									
25	Summer School Tuition from Other Districts (In State)	1322									
26	Summer School Tuition from Other Sources (In State)	1323									
27	Summer School Tuition from Other Sources (Out of State)	1324									
28	CTE Tuition from Pupils or Parents (In State)	1331									
29	CTE Tuition from Other Districts (In State)	1332									
30	CTE Tuition from Other Sources (In State)	1333									
31	CTE Tuition from Other Sources (Out of State)	1334									
32	Special Education Tuition from Pupils or Parents (In State)	1341									
33	Special Education Tuition from Other Districts (In State)	1342	4,631								
34	Special Education Tuition from Other Sources (In State)	1343									
35	Special Education Tuition from Other Sources (Out of State)	1344									
36	Adult Tuition from Pupils or Parents (In State)	1351									
37	Adult Tuition from Other Districts (In State)	1352									
38	Adult Tuition from Other Sources (In State)	1353									
39	Adult Tuition from Other Sources (Out of State)	1354									
40	Total Tuition		4,631								
41	TRANSPORTATION FEES										
42	Regular Transportation Fees from Pupils or Parents (In State)	1411									
43	Regular Transportation Fees from Other Districts (In State)	1412									
44	Regular Transportation Fees from Other Sources (In State)	1413									
45	Regular Transportation Fees from Co-curricular Activities (In State)	1415									
46	Regular Transportation Fees from Other Sources (Out of State)	1416									
47	Summer School Transportation Fees from Pupils or Parents (In State)	1421									
48	Summer School Transportation Fees from Other Districts (In State)	1422									
49	Summer School Transportation Fees from Other Sources (In State)	1423									
50	Summer School Transportation Fees from Other Sources (Out of State)	1424									
51	CTE Transportation Fees from Pupils or Parents (In State)	1431									
52	CTE Transportation Fees from Other Districts (In State)	1432									
53	CTE Transportation Fees from Other Sources (In State)	1433									
54	CTE Transportation Fees from Other Sources (Out of State)	1434									
55	Special Education Transportation Fees from Pupils or Parents (In State)	1441									
56	Special Education Transportation Fees from Other Districts (In State)	1442									
57	Special Education Transportation Fees from Other Sources (In State)	1443									
58	Special Education Transportation Fees from Other Sources (Out of State)	1444									
59	Adult Transportation Fees from Pupils or Parents (In State)	1451									

ESTIMATED RECEIPTS/REVENUES

1	A	B	C	D	E	F	G	H	I	J	K
2	Description	Acct #	(10) Educational	(20) Operations & Maintenance	(30) Debt Service	(40) Transportation	(50) Municipal Retirement/ Social Security	(60) Capital Projects	(70) Working Cash	(80) Tort	(90) Fire Prevention & Safety
60	Adult Transportation Fees from Other Districts (In State)	1452									
61	Adult Transportation Fees from Other Sources (In State)	1453									
62	Adult Transportation Fees from Other Sources (Out of State)	1454									
63	Total Transportation Fees					0					
64	EARNINGS ON INVESTMENTS										
65	Interest on Investments	1510	17,879	3,740	3,225	1,622	1,415	48	5,531	919	453
66	Gain or Loss on Sale of Investments	1520	(6,000)	(1,295)	(1,025)	(619)	(475)		(1,200)	(286)	(155)
67	Total Earnings on Investments		11,879	2,445	2,200	1,003	940	48	4,331	633	298
68	FOOD SERVICE										
69	Sales to Pupils - Lunch	1611	75,900								
70	Sales to Pupils - Breakfast	1612									
71	Sales to Pupils - A la Carte	1613									
72	Sales to Pupils - Other (Describe & Itemize)	1614									
73	Sales to Adults	1620									
74	Other Food Service (Describe & Itemize)	1690									
75	Total Food Service		75,900								
76	DISTRICT/SCHOOL ACTIVITY INCOME										
77	Admissions - Athletic	1711	34,538								
78	Admissions - Other	1719									
79	Fees	1720	80,372								
80	Book Store Sales	1730	15,834								
81	Other District/School Activity Revenue (Describe & Itemize)	1790									
82	Total District/School Activity Income		130,744	0							
83	TEXTBOOK Income										
84	Rentals - Regular Textbooks	1811	1,405								
85	Rentals - Summer School Textbooks	1812									
86	Rentals - Adult/Continuing Education Textbooks	1813									
87	Rentals - Other (Describe)	1819									
88	Sales - Regular Textbooks	1821									
89	Sales - Summer School Textbooks	1822									
90	Sales - Adult/Continuing Education Textbooks	1823									
91	Sales - Other (Describe & Itemize)	1829									
92	Other (Describe & Itemize)	1890									
93	Total Textbooks		1,405								
94	OTHER REVENUE FROM LOCAL SOURCES										
95	Rentals	1910		3,737							
96	Contributions and Donations from Private Sources	1920	11,559								
97	Impact Fees from Municipal or County Governments	1930		1,767							
98	Services Provided Other Districts	1940	31,561								
99	Refund of Prior Years' Expenditures	1950	8,199			648				3,679	
100	Payments of Surplus Moneys from TIF Districts	1960									
101	Drivers' Education Fees	1970	23,800								
102	Proceeds from Vendors' Contracts	1980	510	0	0	0	0	0	0	0	0
103	School Facility Occupation Tax Proceeds	1983						442			
104	Payment from Other Districts	1991									
105	Sale of Vocational Projects	1992									
106	Other Local Fees (Describe & Itemize)	1993	990								
107	Other Local Revenues (Describe & Itemize)	1999	6,037	59,123							
108	Total Other Revenue from Local Sources		82,656	64,627	0	648	0	442	0	3,679	0
109	Total Receipts/Revenues from Local Sources	1000	3,649,683	1,042,452	785,074	233,191	322,453	58,039	100,805	476,903	96,772

ESTIMATED RECEIPTS/REVENUES

1	A	B	C	D	E	F	G	H	I	J	K
2	Description	Acct #	(10) Educational	(20) Operations & Maintenance	(30) Debt Service	(40) Transportation	(50) Municipal Retirement/ Social Security	(60) Capital Projects	(70) Working Cash	(80) Tort	(90) Fire Prevention & Safety
	FLOW-THROUGH RECEIPTS/REVENUES FROM ONE DISTRICT TO ANOTHER DISTRICT										
110	Flow-Through Revenue from State Sources	2100									
112	Flow-Through Revenue from Federal Sources	2200									
113	Other Flow-Through Revenue (Describe & Itemize)	2300									
114	Total Flow-Through Receipts/Revenues From One District to Another District	2000	0	0		0	0				
115	RECEIPTS/REVENUES FROM STATE SOURCES										
116	UNRESTRICTED GRANTS-IN-AID										
117	General State Aid (Section 18-8.05)	3001	3,088,241								
118	General State Aid Hold Harmless/Supplemental	3002	70,563								
119	Reorganization Incentives (Accounts 3005-3021)	3005									
120	Other Unrestricted Grants-In-Aid From State Sources (Describe & Itemize)	3099									
121	Total Unrestricted Grants-In-Aid		3,158,804	0	0	0	0	0		0	0
122	RESTRICTED GRANTS-IN-AID										
123	SPECIAL EDUCATION										
124	Special Education - Private Facility Tuition	3100	149,382								
125	Special Education - Funding for Children Requiring Sp Ed Services	3105	123,306								
126	Special Education - Personnel	3110	225,951								
127	Special Education - Orphanage - Individual	3120									
128	Special Education - Orphanage - Summer Individual	3130									
129	Special Education - Summer School	3145	10,198								
130	Special Education - Other (Describe & Itemize)	3199									
131	Total Special Education		508,837	0		0					
132	CAREER AND TECHNICAL EDUCATION (CTE)										
133	CTE - Technical Education - Tech Prep	3200									
134	CTE - Secondary Program Improvement (CTEI)	3220	57,366								
135	CTE - WECEP	3225					814				
136	CTE - Agriculture Education	3235	1,716								
137	CTE - Instructor Practicum	3240									
138	CTE - Student Organizations	3270									
139	CTE - Other (Describe & Itemize)	3299									
140	Total Career and Technical Education		59,082	0			814				
141	BILINGUAL EDUCATION										
142	Bilingual Education - Downstate - TPI and TBE	3305	3,364								
143	Bilingual Education - Downstate - Transitional Bilingual Education	3310									
144	Total Bilingual Education		3,364				0				
145	State Free Lunch & Breakfast	3360	3,278								
146	School Breakfast Initiative	3365									
147	Driver Education	3370	49,817								
148	Adult Education (from ICCB)	3410									
149	Adult Education - Other (Describe & Itemize)	3499									
150	TRANSPORTATION										
151	Transportation - Regular and Vocational	3500				6,755					
152	Transportation - Special Education	3510				184,714					
153	Transportation - Other (Describe & Itemize)	3599									
154	Total Transportation		0	0		191,469	0				
155	Learning Improvement - Change Grants	3610									
156	Scientific Literacy	3660									
157	Truant Alternative/Optional Education	3695									
158	Early Childhood - Block Grant	3705									
159	Reading Improvement Block Grant	3715									
160	Reading Improvement Block Grant - Reading Recovery	3720									
161	Continued Reading Improvement Block Grant	3725									
162	Continued Reading Improvement Block Grant (2% Set Aside)	3726									

1	A	B	C	D	E	F	G	H	I	J	K
2	Description	Acct #	(10) Educational	(20) Operations & Maintenance	(30) Debt Service	(40) Transportation	(50) Municipal Retirement/ Social Security	(60) Capital Projects	(70) Working Cash	(80) Tort	(90) Fire Prevention & Safety
163	Chicago General Education Block Grant	3766									
164	Chicago Educational Services Block Grant	3767									
165	School Safety & Educational Improvement Block Grant	3775									
166	Technology - Technology for Success	3780									
167	State Charter Schools	3815									
168	Extended Learning Opportunities - Summer Bridges	3825									
169	Infrastructure Improvements - Planning/Construction	3920									
170	School Infrastructure - Maintenance Projects	3925									
171	Other Restricted Revenue from State Sources (Describe & Itemize)	3999	750								
172	Total Restricted Grants-In-Aid		625,128	0	0	191,469	814	0	0	0	0
173	Total Receipts/Revenues from State Sources	3000	3,783,932	0	0	191,469	814	0	0	0	0
174	RECEIPTS/REVENUES FROM FEDERAL SOURCES										
175	UNRESTRICTED GRANTS-IN-AID RECEIVED DIRECTLY FROM FEDERAL GOVT.										
176	Federal Impact Aid	4001									
177	Other Unrestricted Grants-In-Aid Received Directly from the Federal Govt. (Describe & Itemize)	4009									
178	Total Unrestricted Grants-In-Aid Received Directly from Fed Govt		0	0	0	0	0	0	0	0	0
179	RESTRICTED GRANTS-IN-AID RECEIVED DIRECTLY FROM FEDERAL GOVT										
180	Head Start	4045									
181	Construction (Impact Aid)	4050									
182	MAGNET	4060									
183	Other Restricted Grants-In-Aid Received Directly from Federal Govt. (Describe & Itemize)	4090									
184	Total Restricted Grants-In-Aid Received Directly from Federal Govt.		0	0		0	0	0			0
185	RESTRICTED GRANTS-IN-AID RECEIVED FROM FEDERAL GOVT. THRU THE STATE										
186	TITLE VI										
187	Title VI - Innovation and Flexibility Formula	4100									
188	Title VI - SEA Projects	4105									
189	Title VI - Rural Education Initiative (REI)	4107									
190	Title VI - Other (Describe & Itemize)	4199									
191	Total Title VI		0	0		0	0				
192	FOOD SERVICE										
193	Breakfast Start-Up Expansion	4200									
194	National School Lunch Program	4210	314,885								
195	Special Milk Program	4215									
196	School Breakfast Program	4220	85,094								
197	Summer Food Service Admin/Program	4225									
198	Child and Adult Care Food Program	4226									
199	Fresh Fruit and Vegetables	4240									
200	Food Service - Other (Describe & Itemize)	4299	29,444								
201	Total Food Service		429,423				0				
202	TITLE I										
203	Title I - Low Income	4300	208,059				6,823				
204	Title I - Low Income - Neglected, Private	4305									
205	Title I - Comprehensive School Reform	4332									
206	Title I - Reading First	4334									
207	Title I - Even Start	4335									
208	Title I - Reading First SEA Funds	4337									
209	Title I - Migrant Education	4340									
210	Title I - Other (Describe & Itemize)	4399									
211	Total Title I		208,059	0		0	6,823				

ESTIMATED RECEIPTS/REVENUES

	A	B	C	D	E	F	G	H	I	J	K
1			(10)	(20)	(30)	(40)	(50)	(60)	(70)	(80)	(90)
2	Description	Acct #	Educational	Operations & Maintenance	Debt Service	Transportation	Municipal Retirement/ Social Security	Capital Projects	Working Cash	Tort	Fire Prevention & Safety
212	TITLE IV										
213	Title IV - Safe & Drug Free Schools - Formula	4400									
214	Title IV - 21st Century Comm Learning Centers	4421									
215	Title IV - Other (Describe & Itemize)	4499									
216	Total Title IV		0	0		0	0				
217	FEDERAL - SPECIAL EDUCATION										
218	Federal Special Education - Preschool Flow-Through	4600									
219	Federal Special Education - Preschool Discretionary	4605									
220	Federal Special Education - IDEA Flow Through	4620	26,213				270				
221	Federal Special Education - IDEA Room & Board	4625	212,676								
222	Federal Special Education - IDEA Discretionary	4630									
223	Federal Special Education - IDEA - Other (Describe & Itemize)	4699									
224	Total Federal Special Education		238,889	0		0	270				
225	CTE - PERKINS										
226	CTE - Perkins-Title IIIIE Tech Prep	4770									
227	CTE - Other (Describe & Itemize)	4799									
228	Total CTE - Perkins		0	0			0				
229	Federal - Adult Education	4810									
230	ARRA - General State Aid - Education Stabilization	4850									
231	ARRA - Title I - Low Income	4851									
232	ARRA - Title I - Neglected, Private	4852									
233	ARRA - Title I - Delinquent, Private	4853									
234	ARRA - Title I - School Improvement (Part A)	4854									
235	ARRA - Title I - School Improvement (Section 1003g)	4855									
236	ARRA - IDEA - Part B - Preschool	4856									
237	ARRA - IDEA - Part B - Flow-Through	4857									
238	ARRA - Title IID - Technology - Formula	4860									
239	ARRA - Title IID - Technology - Competitive	4861									
240	ARRA - McKinney - Vento Homeless Education	4862									
241	ARRA - Child Nutrition Equipment Assistance	4863									
242	Impact Aid Formula Grants	4864									
243	Impact Aid Competitive Grants	4865									
244	Qualified Zone Academy Bond Tax Credits	4866									
245	Qualified School Construction Bond Credits	4867									
246	Build America Bond Tax Credits	4868									
247	Build America Bond Interest Reimbursement	4869									
248	ARRA - General State Aid - Other Government Services Stabilization	4870									
249	Other ARRA Funds - II	4871									
250	Other ARRA Funds - III	4872									
251	Other ARRA Funds - IV	4873									
252	Other ARRA Funds - V	4874									
253	ARRA - Early Childhood	4875									
254	Other ARRA Funds - VII	4876									
255	Other ARRA Funds - VIII	4877									
256	Other ARRA Funds - IX	4878									
257	Other ARRA Funds - X	4879									
258	Other ARRA Funds - Ed Job Fund Program	4880									
259	Total Stimulus Programs		0	0	0	0	0	0		0	0
260	Race to the Top Program	4901									
261	Race to the Top - Preschool Expansion Grant	4902									
262	Advanced Placement Fee/International Baccalaureate	4904									
263	Title III - Immigrant Education Program (IEP)	4905									
264	Title III - Language Inst Program - Limited English (LIPLEP)	4909									
265	Learn & Serve America	4910									
266	McKinney Education for Homeless Children	4920									
267	Title II - Eisenhower - Professional Development Formula	4930									
268	Title II - Teacher Quality	4932	35,817				274				
269	Federal Charter Schools	4960									
270	Medicaid Matching Funds - Administrative Outreach	4991	29,108								
271	Medicaid Matching Funds - Fee-For-Service Program	4992	89,069								

ESTIMATED RECEIPTS/REVENUES

1	A	B	C	D	E	F	G	H	I	J	K
2	Description	Acct #	(10) Educational	(20) Operations & Maintenance	(30) Debt Service	(40) Transportation	(50) Municipal Retirement/ Social Security	(60) Capital Projects	(70) Working Cash	(80) Tort	(90) Fire Prevention & Safety
272	Other Restricted Grants Received from Federal Government through State (Describe & Itemize)	4999	101,599				539				
273	Total Restricted Grants-In-Aid Received from Federal Govt. Thru the State		1,131,964	0	0	0	7,906	0		0	0
274	TOTAL RECEIPTS/REVENUES FROM FEDERAL SOURCES	4000	1,131,964	0	0	0	7,906	0	0	0	0
275	TOTAL DIRECT RECEIPTS/REVENUES		8,565,579	1,042,452	785,074	424,660	331,173	58,039	100,805	476,903	96,772

ESTIMATED DISBURSEMENTS/EXPENDITURES

1	A	B	C	D	E	F	G	H	I	J	K
2	Description	Func #	(100) Salaries	(200) Employee Benefits	(300) Purchased Services	(400) Supplies & Materials	(500) Capital Outlay	(600) Other Objects	(700) Non-Capitalized Equipment	(800) Termination Benefits	(900) Total
3	10 - EDUCATIONAL FUND (ED)										
4	INSTRUCTION (ED)										
5	Regular Programs	1100	2,491,427	555,436	18,408	41,656	0	5,315	9,093	0	3,121,335
6	Tuition Payment to Charter Schools	1115									0
7	Pre-K Programs	1125									0
8	Special Education Programs (Functions 1200 - 1220)	1200	1,025,568	164,293	48,708	5,447			3,088		1,247,104
9	Special Education Programs Pre-K	1225									0
10	Remedial and Supplemental Programs K-12	1250									0
11	Remedial and Supplemental Programs Pre-K	1275									0
12	Adult/Continuing Education Programs	1300									0
13	CTE Programs	1400	587,800	82,467	120	12,638		205			683,230
14	Interscholastic Programs	1500	362,527	17,650	45,190	15,964		36,689	2,863		480,883
15	Summer School Programs	1600	5,050	105							5,155
16	Gifted Programs	1650									0
17	Driver's Education Programs	1700	128,000	18,569	2,050	1,900		40			150,559
18	Bilingual Programs	1800									0
19	Truant Alternative & Optional Programs	1900	122,331	28,201	0	500	0	0	0	0	151,032
20	Pre-K Programs - Private Tuition	1910									0
21	Regular K-12 Programs Private Tuition	1911						4,350			4,350
22	Special Education Programs K-12 Private Tuition	1912						494,036			494,036
23	Special Education Programs Pre-K Tuition	1913									0
24	Remedial/Supplemental Programs K-12 Private Tuition	1914									0
25	Remedial/Supplemental Programs Pre-K Private Tuition	1915									0
26	Adult/Continuing Education Programs Private Tuition	1916									0
27	CTE Programs Private Tuition	1917									0
28	Interscholastic Programs Private Tuition	1918									0
29	Summer School Programs Private Tuition	1919									0
30	Gifted Programs Private Tuition	1920									0
31	Bilingual Programs Private Tuition	1921									0
32	Truants Alternative/Opt Ed Programs Private Tuition	1922									0
33	Total Instruction¹⁴	1000	4,722,703	866,721	114,476	78,105	0	540,635	15,044	0	6,337,684
34	SUPPORT SERVICES (ED)										
35	Support Services - Pupil										
36	Attendance & Social Work Services	2110	167,186	18,266							185,452
37	Guidance Services	2120	236,036	28,581	240	4,370					269,227
38	Health Services	2130	39,650	3,560	108	1,100					44,418
39	Psychological Services	2140	59,044	5,117							64,161
40	Speech Pathology & Audiology Services	2150	78,996	7,305							86,301
41	Other Support Services - Pupils (Describe & Itemize)	2190	52,450	11,563							64,013
42	Total Support Services - Pupil	2100	633,362	74,392	348	5,470	0	0	0	0	713,572
43	Support Services - Instructional Staff										
44	Improvement of Instruction Services	2210	4,634	1,274		57,542					63,450
45	Educational Media Services	2220	161,398	20,823		16,378		59,300	781		359,015
46	Assessment & Testing	2230				13,014					13,014
47	Total Support Services - Instructional Staff	2200	166,032	22,097	86,934	100,335	0	59,300	781	0	435,479
48	Support Services - General Administration										
49	Board of Education Services	2310				34,821	300	9,972			45,093
50	Executive Administration Services	2320	164,785	21,780				2,160	685		189,410
51	Special Area Administration Services	2330									0
52	Tort Immunity Services	2360 - 2370									0
53	Total Support Services - General Administration	2300	164,785	21,780	34,821	300	0	12,132	685	0	234,503
54	Support Services - School Administration										
55	Office of the Principal Services	2410	231,859	43,632				100			275,591
56	Other Support Services - School Administration (Describe & Itemize)	2490		155	750	1,640					2,545
57	Total Support Services - School Administration	2400	231,859	43,787	750	1,640	0	100	0	0	278,136

1	A	B	C	D	E	F	G	H	I	J	K
2	Description	Funct #	(100) Salaries	(200) Employee Benefits	(300) Purchased Services	(400) Supplies & Materials	(500) Capital Outlay	(600) Other Objects	(700) Non-Capitalized Equipment	(800) Termination Benefits	(900) Total
58	Support Services - Business										
59	Direction of Business Support Services	2510									0
60	Fiscal Services	2520	80,700	16,377	9,641	600					107,318
61	Operation & Maintenance of Plant Services	2540									0
62	Pupil Transportation Services	2550									0
63	Food Services	2560			389,000	1,379	25,265		2,800		418,444
64	Internal Services	2570									0
65	Total Support Services - Business	2500	80,700	16,377	398,641	1,979	25,265	0	2,800	0	525,762
66	Support Services - Central										
67	Direction of Central Support Services	2610									0
68	Planning, Research, Development & Evaluation Services	2620									0
69	Information Services	2630									0
70	Staff Services	2640	8,940	3,423							12,363
71	Data Processing Services	2660									0
72	Total Support Services - Central	2600	8,940	3,423	0	0	0	0	0	0	12,363
73	Other Support Services (Describe & Itemize)	2900	10,200								10,200
74	Total Support Services	2000	1,295,878	181,856	521,494	109,724	25,265	71,532	4,266	0	2,210,015
75	COMMUNITY SERVICES (ED)	3000									0
76	PAYMENTS TO OTHER DISTRICTS & GOVT UNITS (ED)										
77	Payments to Other Govt Units (In-State)										
78	Payments for Regular Programs	4110									0
79	Payments for Special Education Programs	4120			462						462
80	Payments for Adult/Continuing Education Programs	4130									0
81	Payments for CTE Programs	4140									0
82	Payments for Community College Programs	4170			2,100			2,835			4,935
83	Other Payments to In-State Govt Units (Describe & Itemize)	4190									0
84	Total Payments to Districts and Other Govt Units (In-State)	4100			2,562			2,835			5,397
85	Payments for Regular Programs - Tuition	4210									0
86	Payments for Special Education Programs - Tuition	4220						52,951			52,951
87	Payments for Adult/Continuing Education Programs - Tuition	4230									0
88	Payments for CTE Programs - Tuition	4240									0
89	Payments for Community College Programs - Tuition	4270									0
90	Payments for Other Programs - Tuition	4280									0
91	Other Payments to In-State Govt Units (Describe & Itemize)	4290									0
92	Total Payments to Other Dist & Govt Units - Tuition (In State)	4200						52,951			52,951
93	Payments for Regular Programs - Transfers	4310									0
94	Payments for Special Education Programs - Transfers	4320									0
95	Payments for Adult/Continuing Ed Programs - Transfers	4330									0
96	Payments for CTE Programs - Transfers	4340									0
97	Payments for Community College Program - Transfers	4370									0
98	Payments for Other Programs - Transfers	4380									0
99	Other Payments to In-State Govt Units - Transfers (Describe & Itemize)	4390									0
100	Total Payments to Other District & Govt Units - Transfers (In State)	4300			0			0			0
101	Payments to Other District & Govt Units (Out of State)	4400									0
102	Total Payments to Other District & Govt Units	4000			2,562			55,786			58,348
103	DEBT SERVICE (ED)										
104	Debt Service - Interest on Short-Term Debt										
105	Tax Anticipation Warrants	5110									0
106	Tax Anticipation Notes	5120									0
107	Corporate Personal Property Repl Tax Anticipated Notes	5130									0
108	State Aid Anticipation Certificates	5140									0
109	Other Interest on Short-Term Debt (Describe & Itemize)	5150									0
110	Total Debt Service - Interest on Short-Term Debt	5100						0			0

1	A	B	C	D	E	F	G	H	I	J	K
2	Description	Funct #	(100) Salaries	(200) Employee Benefits	(300) Purchased Services	(400) Supplies & Materials	(500) Capital Outlay	(600) Other Objects	(700) Non-Capitalized Equipment	(800) Termination Benefits	(900) Total
111	Debt Service - Interest on Long-Term Debt	5200									0
112	Total Debt Service	5000						0			0
113	PROVISION FOR CONTINGENCIES (ED)	6000									0
114	Total Direct Disbursements/Expenditures		6,018,581	1,048,577	638,532	187,829	25,265	667,953	19,310	0	8,606,047
115	Excess (Deficiency) of Receipts/Revenues Over Disbursements/Expenditures										(40,468)
117	20 - OPERATIONS AND MAINTENANCE FUND (O&M)										
118	SUPPORT SERVICES (O&M)										
119	Support Services - Pupil										
120	Other Support Services - Pupils (Describe & Itemize)	2190									0
121	Support Services - Business										
122	Direction of Business Support Services	2510									0
123	Facilities Acquisition & Construction Services	2530			11,582		25,140				36,722
124	Operation & Maintenance of Plant Services	2540	367,250	69,000	252,132	275,400	23,668		1,787		989,237
125	Pupil Transportation Services	2550									0
126	Food Services	2560									0
127	Total Support Services - Business	2500	367,250	69,000	263,714	275,400	48,808	0	1,787	0	1,025,959
128	Other Support Services (Describe & Itemize)	2900									0
129	Total Support Services	2000	367,250	69,000	263,714	275,400	48,808	0	1,787	0	1,025,959
130	COMMUNITY SERVICES (O&M)										
131	PAYMENTS TO OTHER DISTRICTS & GOVT UNITS (O&M)										
132	Payments to Other Govt Units (In-State)										
133	Payments for Special Education Programs	4120									0
134	Payments for CTE Program	4140									0
135	Other Payments to In-State Govt Units (Describe & Itemize)	4190									0
136	Total Payments to Other Govt Units (In-State)	4100			0			0			0
137	Payments to Other Govt Units (Out of State) ¹⁴	4400									0
138	Total Payments to Other District and Govt Unit	4000			0			0			0
139	DEBT SERVICE (O&M)										
140	Debt Service - Interest on Short-Term Debt										
141	Tax Anticipation Warrants	5110									0
142	Tax Anticipation Notes	5120									0
143	Corporate Personal Prop Repl Tax Anticipated Notes	5130									0
144	State Aid Anticipation Certificates	5140									0
145	Other Interest on Short-Term Debt (Describe & Itemize)	5150									0
146	Total Debt Service - Interest on Short-Term Debt	5100						0			0
147	Debt Service - Interest on Long-Term Debt	5200									0
148	Total Debt Service	5000						0			0
149	PROVISION FOR CONTINGENCIES (O&M)	6000									0
150	Total Direct Disbursements/Expenditures		367,250	69,000	263,714	275,400	48,808	0	1,787	0	1,025,959
151	Excess (Deficiency) of Receipts/Revenues Over Disbursements/Expenditures										16,493
153	30 - DEBT SERVICE FUND (DS)										
154	PAYMENTS TO OTHER DISTRICTS & GOVT UNITS (DS)										
155	DEBT SERVICE (DS)										
156	Debt Service - Interest on Short-Term Debt										
157	Tax Anticipation Warrants	5110									0
158	Tax Anticipation Notes	5120									0
159	Corporate Personal Prop Repl Tax Anticipation Notes	5130									0
160	State Aid Anticipation Certificates	5140									0
161	Other Interest on Short-Term Debt (Describe & Itemize)	5150									0
162	Total Debt Service - Interest On Short-Term Debt	5100						0			0

1	A	B	C	D	E	F	G	H	I	J	K
2	Description	Func #	(100) Salaries	(200) Employee Benefits	(300) Purchased Services	(400) Supplies & Materials	(500) Capital Outlay	(600) Other Objects	(700) Non-Capitalized Equipment	(800) Termination Benefits	(900) Total
163	Debt Service - Interest on Long-Term Debt	5200						141,875			141,875
164	Debt Service - Payments of Principal on Long-Term Debt ¹⁶ (Lease/Purchase Principal Retired)	5300						734,195			734,195
165	Debt Service Other (Describe & Itemize)	5400						500			500
166	Total Debt Service	5000			0			876,570			876,570
167	PROVISION FOR CONTINGENCIES (DS)	6000									0
168	Total Direct Disbursements/Expenditures				0			876,570			876,570
169	Excess (Deficiency) of Receipts/Revenues Over Disbursements/Expenditures										(91,496)
171	40 - TRANSPORTATION FUND (TR)										
172	SUPPORT SERVICES (TR)										
173	Support Services - Pupils										
174	Other Support Services - Pupils (Describe & Itemize)	2190									0
175	Support Services - Business										
176	Pupil Transportation Services	2550	15,640	158	399,850	37,400					453,048
177	Other Support Services (Describe & Itemize)	2900									0
178	Total Support Services	2000	15,640	158	399,850	37,400	0	0	0	0	453,048
179	COMMUNITY SERVICES (TR)										
180	PAYMENTS TO OTHER DISTRICTS & GOVT UNITS (TR)										
181	Payments to Other Govt Units (In-State)										
182	Payments for Regular Program	4110									0
183	Payments for Special Education Programs	4120									0
184	Payments for Adult/Continuing Education Programs	4130									0
185	Payments for CTE Programs	4140									0
186	Payments for Community College Programs	4170									0
187	Other Payments to In-State Govt Units (Describe & Itemize)	4190									0
188	Total Payments to Other Govt Units (In-State)	4100			0			0			0
189	Payments to Other Govt Units (Out-of-State) (Describe & Itemize)	4400									0
190	Total Payments to Other Districts & Govt Units	4000			0			0			0
191	DEBT SERVICE (TR)										
192	Debt Service - Interest on Short-Term Debt										
193	Tax Anticipation Warrants	5110									0
194	Tax Anticipation Notes	5120									0
195	Corporate Personal Prop Repl Tax Anticipation Notes	5130									0
196	State Aid Anticipation Certificates	5140									0
197	Other Interest on Short-Term Debt (Describe and Itemize)	5150									0
198	Total Debt Service - Interest On Short-Term Debt	5100						0			0
199	Debt Service - Interest on Long-Term Debt										
200	Debt Service - Payments of Principal on Long-Term Debt ¹⁵ (Lease/Purchase Principal Retired)	5300									0
201	Debt Service - Other (Describe and Itemize)	5400									0
202	Total Debt Service	5000						0			0
203	PROVISION FOR CONTINGENCIES (TR)										
204	Total Direct Disbursements/Expenditures		15,640	158	399,850	37,400	0	0	0	0	453,048
205	Excess (Deficiency) of Receipts/Revenues Over Disbursements/Expenditures										(28,388)
207	50 - MUNICIPAL RETIREMENT/SOC SEC FUND (MR/SS)										
208	INSTRUCTION (MR/SS)										
209	Regular Program	1100		52,600							52,600
210	Pre-K Programs	1125		0							0
211	Special Education Programs (Functions 1200-1220)	1200		60,239							60,239
212	Special Education Programs Pre-K	1225									0
213	Remedial and Supplemental Programs K-12	1250									0
214	Remedial and Supplemental Programs Pre-K	1275									0
215	Adult/Continuing Education Programs	1300									0
216	CTE Programs	1400		8,456							8,456
217	Interscholastic Programs	1500		13,453							13,453
218	Summer School Programs	1600		75							75

1	A	B	C	D	E	F	G	H	I	J	K
2	Description	Funct #	(100) Salaries	(200) Employee Benefits	(300) Purchased Services	(400) Supplies & Materials	(500) Capital Outlay	(600) Other Objects	(700) Non-Capitalized Equipment	(800) Termination Benefits	(900) Total
219	Gifted Programs	1650									0
220	Driver's Education Programs	1700		1,800							1,800
221	Bilingual Programs	1800									0
222	Truant Alternative & Optional Programs	1900		5,287							5,287
223	Total Instruction	1000		141,910							141,910
224	SUPPORT SERVICES (MR/SS)										
225	Support Services - Pupil										
226	Attendance & Social Work Services	2110		8,732							8,732
227	Guidance Services	2120		8,780							8,780
228	Health Services	2130		7,054							7,054
229	Psychological Services	2140									0
230	Speech Pathology & Audiology Services	2150		1,143							1,143
231	Other Support Services - Pupils (Describe & Itemize)	2190		702							702
232	Total Support Services - Pupil	2100		26,411							26,411
233	Support Services - Instructional Staff										
234	Improvement of Instruction Services	2210		68							68
235	Educational Media Services	2220		8,796							8,796
236	Assessment & Testing	2230									0
237	Total Support Services - Instructional Staff	2200		8,864							8,864
238	Support Services - General Administration										
239	Board of Education Services	2310									0
240	Executive Administration Services	2320		9,057							9,057
241	Special Area Administrative Services	2330									0
242	Claims Paid from Self Insurance Fund	2361									0
243	Workers' Compensation or Workers' Occupation Disease Acts Payments	2362									0
244	Unemployment Insurance Payments	2363									0
245	Insurance Payments (regular or self-insurance)	2364									0
246	Risk Management and Claims Services Payments	2365									0
247	Judgment and Settlements	2366									0
248	Educational, Inspectional, Supervisory Services Related to Loss Prevention or Reduction	2367		13,363							13,363
249	Reciprocal Insurance Payments	2368									0
250	Legal Service	2369									0
251	Total Support Services - General Administration	2300		22,420							22,420
252	Support Services - School Administration										
253	Office of the Principal Services	2410		5,895							5,895
254	Other Support Services - School Administration (Describe & Itemize)	2490									0
255	Total Support Services - School Administration	2400		5,895							5,895
256	Support Services - Business										
257	Direction of Business Support Services	2510									0
258	Fiscal Services	2520		14,229							14,229
259	Facilities Acquisition & Construction Services	2530									0
260	Operation & Maintenance of Plant Service	2540		63,290							63,290
261	Pupil Transportation Services	2550		1,642							1,642
262	Food Services	2560									0
263	Internal Services	2570									0
264	Total Support Services - Business	2500		79,161							79,161

ESTIMATED DISBURSEMENTS/EXPENDITURES

1	A	B	C	D	E	F	G	H	I	J	K
2	Description	Funct #	(100) Salaries	(200) Employee Benefits	(300) Purchased Services	(400) Supplies & Materials	(500) Capital Outlay	(600) Other Objects	(700) Non-Capitalized Equipment	(800) Termination Benefits	(900) Total
265	Support Services - Central										
266	Direction of Central Support Services	2610									0
267	Planning, Research, Development & Evaluation Services	2620									0
268	Information Services	2630									0
269	Staff Services	2640		126							126
270	Data Processing Services	2660									0
271	Total Support Services - Central	2600		126							126
272	Other Support Services (Describe & Itemize)	2900		1,768							1,768
273	Total Support Services	2000		144,645							144,645
274	COMMUNITY SERVICES (MR/SS)	3000									0
275	PAYMENTS TO OTHER DISTRICTS & GOVT UNITS (MR/SS)										
276	Payments for Special Education Programs	4120									0
277	Payments for CTE Programs	4140									0
278	Total Payments to Other Districts & Govt Units	4000		0							0
279	DEBT SERVICE (MR/SS)										
280	Debt Service - Interest on Short-Term Debt										
281	Tax Anticipation Warrants	5110									0
282	Tax Anticipation Notes	5120									0
283	Corporate Personal Prop Repl Tax Anticipation Notes	5130									0
284	State Aid Anticipation Certificates	5140									0
285	Other (Describe & Itemize)	5150									0
286	Total Debt Service	5000						0			0
287	PROVISION FOR CONTINGENCIES (MR/SS)	6000									0
288	Total Direct Disbursements/Expenditures			286,555				0			286,555
289	Excess (Deficiency) of Receipts/Revenues Over Disbursements/Expenditures										44,618
290											
291	60 - CAPITAL PROJECTS (CP)										
292	SUPPORT SERVICES (CP)										
293	Support Services - Business										
294	Facilities Acquisition & Construction Services	2530			109,467		953,139				1,062,606
295	Other Support Services (Describe & Itemize)	2900									0
296	Total Support Services	2000	0	0	109,467	0	953,139	0	0		1,062,606
297	PAYMENTS TO OTHER DISTRICTS & GOVT UNITS (CP)										
298	Payments to Other Govt Units (In-State)										
299	Payments to Other Govt Units (In-State)	4100									0
300	Payment for Special Education Programs	4120									0
301	Payment for CTE Programs	4140									0
302	Other Payments to In-State Governmental Units (Describe & Itemize)	4190						3,626			3,626
303	Total Payments to Other Districts & Govt Units	4000			0			3,626			3,626
304	PROVISION FOR CONTINGENCIES (CP)	6000									0
305	Total Direct Disbursements/Expenditures		0	0	109,467	0	953,139	3,626	0		1,066,232
306	Excess (Deficiency) of Receipts/Revenues Over Disbursements/Expenditures										(1,008,193)
307											
308	70 WORKING CASH FUND (WC)										
309											
310	80 - TORT FUND (TF)										
311	SUPPORT SERVICES - GENERAL ADMINISTRATION										
312	Claims Paid from Self Insurance Fund	2361									0
313	Workers' Compensation or Workers' Occupational Disease Act Payments	2362			39,580						39,580
314	Unemployment Insurance Payments	2363			18,321						18,321
315	Insurance Payments (regular or self-insurance)	2364			88,201						88,201
316	Risk Management and Claims Services Payments	2365									0
317	Judgment and Settlements	2366						348			348
318	Educational, Inspectional, Supervisory Services Related to Loss Prevention or Reduction	2367	211,746	3,600	24,475						239,821
319	Reciprocal Insurance Payments	2368									0
320	Legal Service	2369			84,000						84,000
321	Property Insurance (Building & Grounds)	2371									0

ESTIMATED DISBURSEMENTS/EXPENDITURES

1	A	B	C	D	E	F	G	H	I	J	K
2	Description	Funct #	(100) Salaries	(200) Employee Benefits	(300) Purchased Services	(400) Supplies & Materials	(500) Capital Outlay	(600) Other Objects	(700) Non-Capitalized Equipment	(800) Termination Benefits	(900) Total
322	Vehicle Insurance (Transportation)	2372									0
323	Total Support Services - General Administration	2000	211,746	3,600	254,577	0	0	348	0		470,271
324	DEBT SERVICE (TF)										
325	Debt Service - Interest on Short-Term Debt										
326	Tax Anticipation Warrants	5110									0
327	Corporate Personal Property Replacement Tax Anticipation Notes	5130									0
328	Other Interest on Short-Term Debt (Describe & Itemize)	5150									0
329	Total Debt Service	5000						0			0
330	PROVISION FOR CONTINGENCIES (TF)	6000									0
331	Total Direct Disbursements/Expenditures		211,746	3,600	254,577	0	0	348	0		470,271
332	Excess (Deficiency) of Receipts/Revenues Over Disbursements/Expenditures										6,632
333											
334	90 - FIRE PREVENTION & SAFETY FUND (FP&S)										
335	SUPPORT SERVICES (FP&S)										
336	Support Services - Business										
337	Facilities Acquisition & Construction Services	2530					95,000				95,000
338	Operation & Maintenance of Plant Service	2540									0
339	Total Support Services - Business	2500	0	0	0	0	95,000	0	0		95,000
340	Other Support Services (Describe & Itemize)	2900									0
341	Total Support Services	2000	0	0	0	0	95,000	0	0		95,000
342	PAYMENTS TO OTHER DISTRICTS & GOVT UNITS (FP&S)										
343	Other Payments to In-State Govt Units (Describe & Itemize)	4190									0
344	Total Payments to Other Districts & Govt Units (FPS)	4000						0			0
345	DEBT SERVICE (FP&S)										
346	Debt Service - Interest on Short-Term Debt										
347	Tax Anticipation Warrants	5110									0
348	Other Interest on Short-Term Debt (Describe & Itemize)	5150									0
349	Total Debt Service - Interest on Short-Term Debt	5100						0			0
350	Debt Service - Interest on Long-Term Debt	5200									0
351	Debt Service - Payments of Principal on Long-Term Debt¹⁵ (Lease/Purchase Principal Retired)	5300									0
352	Total Debt Service	5000						0			0
353	PROVISIONS FOR CONTINGENCIES (FP&S)	6000									0
354	Total Direct Disbursements/Expenditures		0	0	0	0	95,000	0	0		95,000
355	Excess (Deficiency) of Receipts/Revenues Over Disbursements/Expenditures										1,772

This page is provided for detailed itemizations as requested within the body of the Report.

1. Page 5 Line 17 Educational Fund - Enterprise Abatement
2. Capital Projects Fund - TIF District Money
3. Page 6 Line 106 Educational Fund - "Little Bulldogs" fees
4. Page 6 Line 107 Educational Funds - Refunds & Reimbursements
 - Operations & Maintenance - Refunds & Reimbursements
 - Page 8 Line 171 Educational Fund - Secretary of State Library Grant
 - Page 8 Line 200 Educational Fund - NSLP Equipment Assistance Grant
 - Page 10 Line 272 Educational Fund - STEP & Bridge Program: Municipal Retirement Fund - STEP & Bridge
 - Page 11 Line 41 Dean Of Students Expenditures
 - Page 12 Line 73 Public Relations Expenditures
 - Page 15 Line 231 Dean of Students Expenditures
 - Page 16 Line 272 Public Relations Expenditures
 - Page 16 Line 302 ISBE Repayment of Maintenance Grant

	A	B	C	D	E	F
1						
2	STREATOR TWP. HIGH SCHOOL DIST. #40 35-050040017					
3	DEFICIT BUDGET SUMMARY INFORMATION - Operating Funds Only					
4		EDUCATIONAL	OPERATIONS & MAINTENANCE	TRANSPORTATION	WORKING CASH	TOTAL
5	Direct Revenues	8,565,579	1,042,452	424,660	100,805	10,133,496
6	Direct Expenditures	8,606,047	1,025,959	453,048		10,085,054
7	Difference	(40,468)	16,493	(28,388)	100,805	48,442
8	Estimated Fund Balance - June 30, 2016	2,264,328	460,493	175,392	525,290	3,425,503
9	Balanced budget, no deficit reduction plan is required.					
10						
11						
12	A deficit reduction plan is required if the local board of education adopts (or amends) the 2015-16 school district budget in which the "operating funds" listed above result in direct revenues (line 9) being less than direct expenditures (line 19) by an amount equal to or greater than one-third (1/3) of the ending fund balance (line 81).					
13	Note: The balance is determined using only the four funds listed above. That is, if the estimated ending fund balance is less than three times the deficit spending, the district must adopt and file with ISBE a deficit reduction plan to balance the shortfall within three years.					
14	The School Code, Section 17-1 (105 ILCS 5/17-1) - If the 2014-2015 Annual Financial Report (AFR) reflects a deficit as defined above (page 36), then the school district shall adopt and submit a deficit reduction plan (found here on page 20-24) to ISBE within 30 days after acceptance of the AFR.					
15	The deficit reduction plan, if required, is developed using ISBE guidelines and format.					

ILLINOIS STATE BOARD OF EDUCATION
SCHOOL BUSINESS SERVICES DIVISION

	A	B	C	D	E	F	G
1	STREATOR TWP. HIGH SCHOOL DIST. #40 35-050040017 <i>District Number</i>		DEFICIT REDUCTION PLAN				
2			ESTIMATED BUDGET				
3			FY2015-16				
4							
5							
6			Educational Fund	Operations & Maintenance Fund	Transportation Fund	Working Cash Fund	Total
7	ESTIMATED BEGINNING FUND BALANCE (must equal prior Ending Fund Balance)		2,323,217	466,024	203,780	954,985	3,948,006
8	RECEIPTS/REVENUES		Acct No.				
9	LOCAL SOURCES		1000	3,649,683	1,042,452	233,191	100,805
10	FLOW-THROUGH RECEIPTS/REVENUES FROM ONE DISTRICT TO ANOTHER DISTRICT		2000	0	0	0	0
11	STATE SOURCES		3000	3,783,932	0	191,469	0
12	FEDERAL SOURCES		4000	1,131,964	0	0	0
13	Total Receipts/Revenues			8,565,579	1,042,452	424,660	100,805
14	DISBURSEMENTS/EXPENDITURES		Funct No.				
15	INSTRUCTION		1000	6,337,684			6,337,684
16	SUPPORT SERVICES		2000	2,210,015	1,025,959	453,048	3,689,022
17	COMMUNITY SERVICES		3000	0	0	0	0
18	PAYMENTS TO OTHER DISTRICTS & GOVT. UNITS		4000	58,348	0	0	58,348
19	DEBT SERVICES		5000	0	0	0	0
20	PROVISION FOR CONTINGENCIES		6000	0	0	0	0
21	Total Disbursements/Expenditures			8,606,047	1,025,959	453,048	10,085,054
22	Excess of Receipts/Revenue Over/(Under) Disbursements/Expenditures			(40,468)	16,493	(28,388)	100,805
23	OTHER SOURCES/USES OF FUNDS						
24	OTHER SOURCES OF FUNDS (7000)			48,750	0	0	48,750
25	OTHER USES OF FUNDS (8000)			67,171	22,024	0	530,500
26	TOTAL OTHER SOURCES/USES OF FUNDS			(18,421)	(22,024)	0	(530,500)
27	ESTIMATED ENDING FUND BALANCE			2,264,328	460,493	175,392	525,290

ILLINOIS STATE BOARD OF EDUCATION
SCHOOL BUSINESS SERVICES DIVISION

	A	B	H	I	J	K	L
1	STREATOR TWP. HIGH SCHOOL DIST. #40 35-050040017 <i>District Number</i>		ESTIMATED BUDGET FY2016-17				
2							
3							
4							
5							
6			Educational Fund	Operations & Maintenance Fund	Transportation Fund	Working Cash Fund	Total
7	ESTIMATED BEGINNING FUND BALANCE (must equal prior Ending Fund Balance)		2,264,328	460,493	175,392	525,290	3,425,503
8	RECEIPTS/REVENUES	Acct No.					
9	LOCAL SOURCES	1000					0
10	FLOW-THROUGH RECEIPTS/REVENUES FROM ONE DISTRICT TO ANOTHER DISTRICT	2000					0
11	STATE SOURCES	3000					0
12	FEDERAL SOURCES	4000					0
13	Total Receipts/Revenues		0	0	0	0	0
14	DISBURSEMENTS/EXPENDITURES	Funct No.					
15	INSTRUCTION	1000					0
16	SUPPORT SERVICES	2000					0
17	COMMUNITY SERVICES	3000					0
18	PAYMENTS TO OTHER DISTRICTS & GOVT. UNITS	4000					0
19	DEBT SERVICES	5000					0
20	PROVISION FOR CONTINGENCIES	6000					0
21	Total Disbursements/Expenditures		0	0	0		0
22	Excess of Receipts/Revenue Over/(Under) Disbursements/Expenditures		0	0	0	0	0
23	OTHER SOURCES/USES OF FUNDS						
24	OTHER SOURCES OF FUNDS (7000)						0
25	OTHER USES OF FUNDS (8000)						0
26	TOTAL OTHER SOURCES/USES OF FUNDS		0	0	0	0	0
27	ESTIMATED ENDING FUND BALANCE		2,264,328	460,493	175,392	525,290	3,425,503

ILLINOIS STATE BOARD OF EDUCATION
SCHOOL BUSINESS SERVICES DIVISION

	A	B	M	N	O	P	Q
1	STREATOR TWP. HIGH SCHOOL DIST. #40 35-050040017 <i>District Number</i>		ESTIMATED BUDGET FY2017-18				
2							
3							
4							
5							
6			Educational Fund	Operations & Maintenance Fund	Transportation Fund	Working Cash Fund	Total
7	ESTIMATED BEGINNING FUND BALANCE (must equal prior Ending Fund Balance)		2,264,328	460,493	175,392	525,290	3,425,503
8	RECEIPTS/REVENUES	Acct No.					
9	LOCAL SOURCES	1000					0
10	FLOW-THROUGH RECEIPTS/REVENUES FROM ONE DISTRICT TO ANOTHER DISTRICT	2000					0
11	STATE SOURCES	3000					0
12	FEDERAL SOURCES	4000					0
13	Total Receipts/Revenues		0	0	0	0	0
14	DISBURSEMENTS/EXPENDITURES	Funct No.					
15	INSTRUCTION	1000					0
16	SUPPORT SERVICES	2000					0
17	COMMUNITY SERVICES	3000					0
18	PAYMENTS TO OTHER DISTRICTS & GOVT. UNITS	4000					0
19	DEBT SERVICES	5000					0
20	PROVISION FOR CONTINGENCIES	6000					0
21	Total Disbursements/Expenditures		0	0	0		0
22	Excess of Receipts/Revenue Over/(Under) Disbursements/Expenditures		0	0	0	0	0
23	OTHER SOURCES/USES OF FUNDS						
24	OTHER SOURCES OF FUNDS (7000)						0
25	OTHER USES OF FUNDS (8000)						0
26	TOTAL OTHER SOURCES/USES OF FUNDS		0	0	0	0	0
27	ESTIMATED ENDING FUND BALANCE		2,264,328	460,493	175,392	525,290	3,425,503

ILLINOIS STATE BOARD OF EDUCATION
SCHOOL BUSINESS SERVICES DIVISION

	A	B	R	S	T	U	V
1	STREATOR TWP. HIGH SCHOOL DIST. #40 35-050040017 <i>District Number</i>		ESTIMATED BUDGET FY2018-19				
2							
3							
4							
5							
6			Educational Fund	Operations & Maintenance Fund	Transportation Fund	Working Cash Fund	Total
7	ESTIMATED BEGINNING FUND BALANCE (must equal prior Ending Fund Balance)		2,264,328	460,493	175,392	525,290	3,425,503
8	RECEIPTS/REVENUES		Acct No.				
9	LOCAL SOURCES		1000				0
10	FLOW-THROUGH RECEIPTS/REVENUES FROM ONE DISTRICT TO ANOTHER DISTRICT		2000				0
11	STATE SOURCES		3000				0
12	FEDERAL SOURCES		4000				0
13	Total Receipts/Revenues		0	0	0	0	0
14	DISBURSEMENTS/EXPENDITURES		Funct No.				
15	INSTRUCTION		1000				0
16	SUPPORT SERVICES		2000				0
17	COMMUNITY SERVICES		3000				0
18	PAYMENTS TO OTHER DISTRICTS & GOVT. UNITS		4000				0
19	DEBT SERVICES		5000				0
20	PROVISION FOR CONTINGENCIES		6000				0
21	Total Disbursements/Expenditures		0	0	0		0
22	Excess of Receipts/Revenue Over/(Under) Disbursements/Expenditures		0	0	0	0	0
23	OTHER SOURCES/USES OF FUNDS						
24	OTHER SOURCES OF FUNDS (7000)						0
25	OTHER USES OF FUNDS (8000)						0
26	TOTAL OTHER SOURCES/USES OF FUNDS		0	0	0	0	0
27	ESTIMATED ENDING FUND BALANCE		2,264,328	460,493	175,392	525,290	3,425,503

ILLINOIS STATE BOARD OF EDUCATION
SCHOOL BUSINESS SERVICES DIVISION

	A	B	W	X	Y	Z
1	STREATOR TWP. HIGH SCHOOL DIST. #40 35-050040017 <i>District Number</i>		SUMMARY			
2			BUDGET ADDENDUM - DEFICIT REDUCTION PLAN			
3			ESTIMATED BUDGET			
4			<i>Date of Adoption:</i>			
5			<i>(Enter as MM/DD/YY)</i>			
6			FY2015-16	FY2016-17	FY2017-18	FY2018-19
7	ESTIMATED BEGINNING FUND BALANCE (must equal prior Ending Fund Balance)		3,948,006	3,425,503	3,425,503	3,425,503
8	RECEIPTS/REVENUES	Acct No.				
9	LOCAL SOURCES	1000	5,026,131	0	0	0
10	FLOW-THROUGH RECEIPTS/REVENUES FROM ONE DISTRICT TO ANOTHER DISTRICT	2000	0	0	0	0
11	STATE SOURCES	3000	3,975,401	0	0	0
12	FEDERAL SOURCES	4000	1,131,964	0	0	0
13	Total Receipts/Revenues		10,133,496	0	0	0
14	DISBURSEMENTS/EXPENDITURES	Funct No.				
15	INSTRUCTION	1000	6,337,684	0	0	0
16	SUPPORT SERVICES	2000	3,689,022	0	0	0
17	COMMUNITY SERVICES	3000	0	0	0	0
18	PAYMENTS TO OTHER DISTRICTS & GOVT. UNITS	4000	58,348	0	0	0
19	DEBT SERVICES	5000	0	0	0	0
20	PROVISION FOR CONTINGENCIES	6000	0	0	0	0
21	Total Disbursements/Expenditures		10,085,054	0	0	0
22	Excess of Receipts/Revenue Over/(Under) Disbursements/Expenditures		48,442	0	0	0
23	OTHER SOURCES/USES OF FUNDS					
24	OTHER SOURCES OF FUNDS (7000)		48,750	0	0	0
25	OTHER USES OF FUNDS (8000)		619,695	0	0	0
26	TOTAL OTHER SOURCES/USES OF FUNDS		(570,945)	0	0	0
27	ESTIMATED ENDING FUND BALANCE		3,425,503	3,425,503	3,425,503	3,425,503

Deficit Reduction Plan-Background/Assumptions
Fiscal Year 2016 through Fiscal Year 2019

STREATOR TWP. HIGH SCHOOL DIST. #40 35-050040017

Please complete the following schedule and include a brief description to identify any areas of the budget that will be impacted from one year to the next. If the deficit reduction plan relies upon new local revenues, identify contingencies for further budget reductions which will be enacted in the event those new revenues are not available. For additional information, please see:

<http://www.isbe.net/sfms/budget/default.htm>

1. Background and Narrative of Budget Reductions:

2. Assumptions Used in the Deficit Reduction Plan:

- Foundation Levels for General State Aid:

- Equal Assessed Valuation and Tax Rates:

- Employee Salaries and Benefits:

- Short and Long Term Borrowing:

- Educational Impact:

- Other Assumptions:

- Has the district considered shared services or outsourcing (Ex: Transportation, Insurance) If yes please explain:

ESTIMATED LIMITATION OF ADMINISTRATIVE COSTS

(For Local Use Only)

This is an estimated Limitation of Administrative Costs Worksheet only and will not be accepted for Official Submission of the Limitation of Administrative Costs Worksheet.

The worksheet is intended for use during the budgeting process to estimate the district's percent increase of FY2016 budgeted expenditures over FY2015 actual expenditures. Budget information is copied to this page. Insert the prior year estimated actual expenditures to compute the estimated percentage increase (decrease).

The official Limitation of Administrative Costs Worksheet is attached to the end of the Annual Financial Report (ISBE Form 50-35) and may be submitted in conjunction with that report.

An official Limitation of Administrative Costs Worksheet can also be found on the ISBE website at:

[Limitation of Administrative Costs](#)

ESTIMATED LIMITATION OF ADMINISTRATIVE COSTS WORKSHEET (Section 17-1.5 of the School Code)		School District Name: STREATOR TWP. HIGH SCHOOL DIST. #40		RCDT Number: 35-050040017			
Description	Funct. No.	Estimated Actual Expenditures, Fiscal Year 2015			Budgeted Expenditures, Fiscal Year 2016		
		(10) Educational	(20) Operations & Maintenance	Total	(10) Educational	(20) Operations & Maintenance	Total
1. Executive Administration Services	2320	152,931		152,931	189,410		189,410
2. Special Area Administration Services	2330			0	0		0
3. Other Support Services - School Administration	2490	1,974		1,974	2,545		2,545
4. Direction of Business Support Services	2510			0	0	0	0
5. Internal Services	2570			0	0		0
6. Direction of Central Support Services	2610			0	0		0
7. Deduct - Early Retirement or other pension obligations required by state law and include above				0			0
8. Totals		154,905	0	154,905	191,955	0	191,955
9. Estimated Percent Increase (Decrease) for FY2016 (Budgeted) over FY2015 (Actual)							24%

REPORTING OF PUBLIC VENDOR CONTRACTS OF \$1,000 OR MORE

STREATOR TWP. HIGH SCHOOL DIST. #40 35-050040017

In accordance with the School Code, Section 10-20.21, all **school districts** are required to file a report listing 'vendor contracts' as an attachment to their budget. In this context, the term "vendor contracts" refers to "all contracts and agreements that pertain to goods and services that were intended to generate additional revenue and other remunerations for the **school district** in excess of \$1,000, including without limitation vending machine contracts, sports and other attire, class rings, and photographic services. **The report is to list information regarding such contracts for the fiscal year immediately preceding the fiscal year of the budget.** All such contracts executed on or after July 1, 2007 must be approved by the school board.

See: School Code, Section 10-20.21 - Contracts

(Sheet is unprotected and can be re-formatted as needed, but must be used for submission)

Name of Vendor	Product or Service Provided	Net Revenue	Non-Monetary Remuneration	Purpose of Proceeds	Distribution Method and Recipient of Non-Monetary Remunerations Distributed
COCA-COLA	BEVERAGES	10,926	NONE	ACTIVITY ACCOUNTS	NONE

Reference Description

- 1 Each fund balance should correspond to the fund balance reflected on the books as of June 30th - Balance Sheet Accounts #720 and #730 (audit figures, if available).
- 2 Accounting and Financial Reporting for Certain Grants and Other Financial Assistance. The "On-Behalf" Payments should only be reflected on this page (Budget Summary, Lines 10 and 20).
- 3 Requires the secretary of the school board to notify the county clerk (within 30 days of the transfer approval) to abate an equal amount of taxes to be next extended. See Sec. 10-22.14 & 17-2.11.
- 3a Requires notification to the county clerk to abate an equal amount from taxes next extended. See section 10-22.14
- 4 Principal on Bonds Sold:
 - (1) Funding Bonds are to be entered in the fund or funds in which the liability occurs.
 - (2) Refunding Bonds can be entered in the Debt Services Fund only.
 - (3) Building Bonds can be entered in the Capital Projects Fund only.
 - (4) Fire Prevention and Safety Bonds can be entered in the Fire Prevention & Safety Fund only.
- 5 The proceeds from the sale of school sites, buildings, or other real estate shall be used first to pay the principal and interest on any outstanding bonds on the property being sold, and after all such bonds have been retired, the remaining proceeds from the sale next shall be used by the school board to meet any urgent district needs as determined under Sections 2-3.12 and 17-2.11 of the School Code. Once these issues have been addressed, any remaining proceeds may be used for any other authorized purpose and for deposit into any district fund.
- 6 The School Code, Section 10-22.44 prohibits the transfer of interest earned on the investment of "any funds for purposes of Illinois Municipal Retirement under the Pension Code." This prohibition does not include funds for Social Security and Medicare-only purposes. For additional requirements on interest earnings, see 23 Illinois Administrative Code, Part 100, Section 100.50.
- 7 Cash plus investments must be greater than or equal to zero.
- 8 For cash basis budgets, this total will equal the Budget Summary - Total Direct Receipts/Revenues (Line 9) plus Total Other Sources of Funds (Line 46).
- 9 For cash basis budgets, this total will equal the Budget Summary - Total Direct Disbursements/Expenditures (Line 19) plus Total Other Uses of Funds (Line 79).
- 10 Working Cash Fund loans may be made to any district fund for which taxes are levied (Section 20-5 of the School Code).
- 11 Include revenue accounts 1110 through 1115, 1117, 1118 & 1120.
- 12 The School Code Section 17-2.2c. Tax for leasing educational facilities or computer technology or both, and for temporary relocation expense purposes.
- 13 Corporate personal property replacement tax revenue must be first applied to the Municipal Retirement/Social Security Fund to replace tax revenue lost due to the abolition of the corporate personal property tax (30 ILCS 115/12). This provision does not apply to taxes levied for Medicare-Only purposes.
- 14 Only tuition payments made to private facilities. See Functions 4200 or 4400 for estimated public facility disbursements/expenditures.
- 15 Payment towards the retirement of lease/purchase agreements or bonded/other indebtedness (principal only) otherwise reported within the fund - e.g.: alternate revenue bonds. (Describe & Itemize)
- 16 Only abolishment of Working Cash Fund must transfer its funds directly to the Educational Fund upon adoption of a resolution and at the close of the current school Year (see 105 ILCS 5/20-8 for further explanation)
Only abatement of working cash fund can transfer its funds to any fund in most need of money
(see 105 ILCS 5/20-10 for further explanation)

CHECK FOR ERRORS	
<p>This worksheet checks various cells to assure that selected items are in balance. Out-of-balance conditions are accompanied by an error message. Errors must be corrected before the budget is finalized and submitted to ISBE.</p>	
Budget Item References	Message
Is Deficit Reduction Plan Required?	Congratulations! You have a balanced budget.
If required, is Deficit Reduction Plan Completed (Page: DefReductPlan 20-24)?	
1. Cover Page - CASH or ACCRUAL	
Check one type of Accounting Basis used on the Cover sheet.	CASH
2. Budget Summary: Other Sources (Page BudgetSum 2-3 - Acct 7000), must equal Other Uses (BudgetSum 2-3 - Acct. 8000).	
Estimated Beginning Fund Balance July,1 2015 for all Funds (Cells C3 - K3)(Line must have a number or zero)	OK
Transfer Among Funds (Funds 10, 20, 40 - Acct 7130 - Cells C29, D29, F29), must equal (Funds 10, 20 & 40 - Acct 8130 - Cells C52, D52, F52).	OK
Transfer of Interest (Funds 10 thru 90 - Acct 7140 - Cells C30:K30), must equal (Funds 10 thru 60, & 80 - Acct 8140 - Cells C53:H53, J53).	OK
Transfer to Debt Service to Pay Principal on Capital Leases (Fund 30 - Acct 7400 - Cell E39) must equal (Funds 10, 20 & 60 - Acct 8400 Cells C57:H60).	OK
Transfer to Debt Service to Pay Interest on Capital Leases (Fund 30 - Acct 7500 - Cell E40) must equal (Funds 10, 20 & 60 - Acct 8500 - Cells C61:H64).	OK
Transfer to Debt Service Fund to Pay Principal on Revenue Bonds (Fund 30 - Acct 7600 - Cell E41) must equal (Funds 10 & 20 - Acct 8600 - Cells C65:D68).	OK
Transfer to Debt Service to Pay Interest on Revenue Bonds (Fund 30 - Acct 7700 - Cell E42) must equal (Funds 10 & 20 - Acct 8700 - Cells C69:D72).	OK
Transfer to Capital Projects Fund (Fund 60 - Acct 7800 - Cell H43) must equal (Fund 10 & 20, Acct 8800 - Cells C73:D76).	OK
3. Summary of Cash Transactions: Beginning Cash Balance on Hand July 1, 2015, (CashSum 4, All Funds), cannot be negative.	
Educational (Fund 10 - Cell C3)	OK
Operations & Maintenance (Fund 20 - Cell D3)	OK
Debt Service (Fund 30 - Cell E3)	OK
Transportation (Fund 40 - Cell F3)	OK
Municipal Retirement/Social Security (Fund 50 - Cell G3)	OK
Capital Projects (Fund 60 - Cell H3)	OK
Working Cash (Fund 70 - Cell I3)	OK
Tort (Fund 80 - Cell J3)	OK
Fire Prevention & Safety (Fund 90 - Cell K3)	OK
4. Summary of Cash Transactions: Ending Cash Balance on Hand June 30, 2016, (Page CashSum 4 - All Funds), cannot be negative.	
Educational (Fund 10 - Cell C21)	OK
Operations & Maintenance (Fund 20 - Cell D21)	OK
Debt Service (Fund 30 - Cell E21)	OK
Transportation (Fund 40 - F21)	OK
Municipal Retirement/Social Security (Fund 50 - Cell G21)	OK
Capital Projects (Fund 60 - H21)	OK
Working Cash (Fund 70 - Cell I21)	OK
Tort (Fund 80 - Cell J21)	OK
Fire Prevention & Safety (Fund 90 - Cell K21)	OK
5. Summary of Cash Transactions: Other Receipts, (Page CashSum 4), must equal Other Disbursements, (Page CashSum 4).	
Interfund Loans Payable (Funds 10:60, 80, 90 - Acct 411 - Cells C6:H6, J6:K6) must equal Interfund Loans Receivable (Funds 10:20, 40, 70 - Acct 141 - Cells C15:D15, F15, I15).	OK
Interfund Loans Receivable (Funds 10, 20, 40 & 70 - Acct 141 - Cells C7:D7, F7, I7) must equal Interfund Loans Payable (Funds 10:60, 80, 90 - Acct 411 - Cells C16:H16, J16, K16).	OK

End of Balancing